

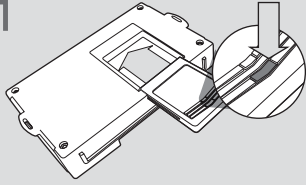
**Códigos de error de programación de LED**

El LED del módulo parpadea en ROJO durante la programación

- 1x - Error de CAN, verifique el conector OBD-II
- 2x - No hay señal PTS, verifique el conector al botón PTS
- 3x - No hay datos del inmovilizador, verifique el conector al puerto de la llave
- 4x - No hay señal PTS, verifique el conector al botón PTS
- 5x - No hay datos del inmovilizador, verifique el conector al puerto de la llave
- 6x - Sin encendido, verifique el conector al puerto OBD-II
- 7x - Error de clave, confirme usando solo una clave durante el proceso
- 8x - Error de VIN, confirme la entrada del vehículo de Weblink

## CARTRIDGE INSTALLATION

1



Slide cartridge into unit. Notice button under LED.

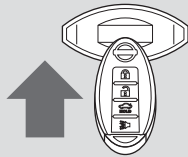
2

Ready for Module Programming Procedure.

## MODULE PROGRAMMING PROCEDURE

### NOTE

- 1 When programming, only one key fob will be used. The other one must be located at least 10 feet away from the vehicle.



Insert keyfob 1 in keyport.



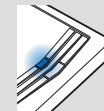
2



DO NOT PRESS BRAKE PEDAL

Push start button twice [2x] to ON position.

3



Wait, LED will turn solid BLUE for 2 seconds.

4



DO NOT PRESS BRAKE PEDAL

Push start button once [1x] to OFF position.

5

Module Programming Procedure completed.

## WARNING: READ BEFORE REMOTE STARTING THE VEHICLE

### IMPORTANT

- I All vehicle doors must be closed and locked prior to remote start sequence. Failure to comply will result in remote starter malfunction.

## TAKE OVER PROCEDURE - PUSH TO START - TO THE VEHICLE OWNER

### NOTE

- I All vehicle doors must be closed and locked prior to remote start sequence.



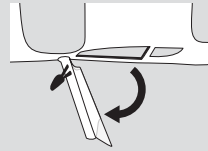
**TIME RESTRICTION COMING UP !**

1



Unlock vehicle door using OEM or after-market remote, or door request switch.

2



### TIME RESTRICTION

Within 45 SECONDS from previous step:

Open vehicle door.  
Enter vehicle.  
Close vehicle door.

Press and release BRAKE pedal.

3

Take over procedure completed.



Failure to follow procedure will result in vehicle engine shutdown.