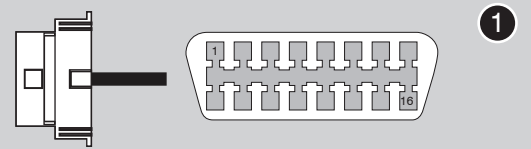


**OBD-II Connector**



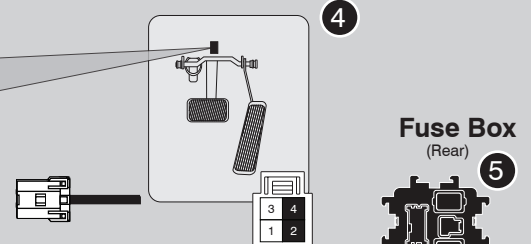
**PTS Button**



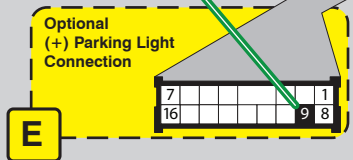
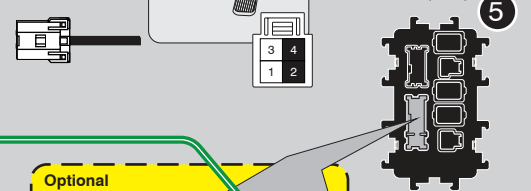
**Keyport Connector**



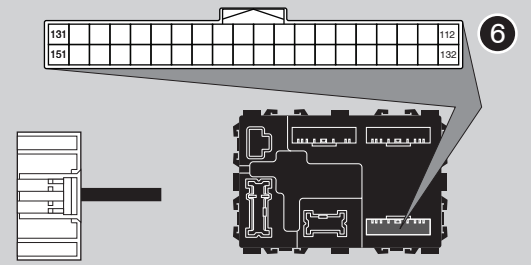
**Brake Light Switch**



**Fuse Box (Rear)**



**BCM**



**POC1 - must be set for HAZARD1/2 (S-#2-01-30 or 23)**

**LED Programming Error Codes**

Module LED flashing RED during programming

- 1x - CAN error, check OBD-II connector
- 2x - No PTS signal, check connector to PTS button
- 3x - No immobilizer data, check connector to key port
- 4x - No PTS signal, check connector to PTS button
- 5x - No immobilizer data, check connector to key port
- 6x - No ignition, check connector to OBD-II port
- 7x - Key error, confirm using only one key through process
- 8x - VIN error, confirm Weblink vehicle entry

## CARTRIDGE INSTALLATION



1 Slide cartridge into unit. Notice button under LED.

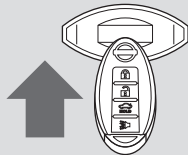
2

Ready for Module Programming Procedure.

## MODULE PROGRAMMING PROCEDURE

### NOTE

- 1 When programming, only one key fob will be used. The other one must be located at least 10 feet away from the vehicle.



Insert keyfob 1 in keyport.

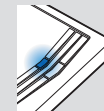


2



DO NOT PRESS BRAKE PEDAL  
Push start button twice [2x] to ON position.

3



Wait, LED will turn solid BLUE for 2 seconds.

4



DO NOT PRESS BRAKE PEDAL  
Push start button once [1x] to OFF position.

5

Module Programming Procedure completed.

## WARNING: READ BEFORE REMOTE STARTING THE VEHICLE

### IMPORTANT

- I All vehicle doors must be closed and locked prior to remote start sequence. Failure to comply will result in remote starter malfunction.

## TAKE OVER PROCEDURE - PUSH TO START - TO THE VEHICLE OWNER

### NOTE

- I All vehicle doors must be closed and locked prior to remote start sequence.



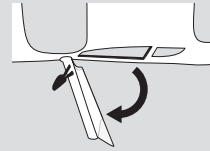
**TIME RESTRICTION COMING UP !**

1



Unlock vehicle door using OEM or after-market remote, or door request switch.

2



### TIME RESTRICTION

Within 45 SECONDS from previous step:

Open vehicle door.  
Enter vehicle.  
Close vehicle door.

Press and release BRAKE pedal.

3

Take over procedure completed.



Failure to follow procedure will result in vehicle engine shutdown.