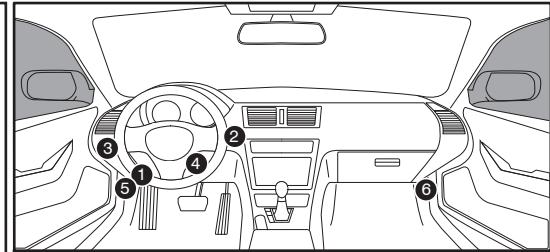
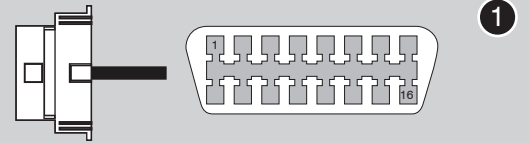


POC1 - must be set for HAZARD1/2 (S-#2-01-30 or 23)

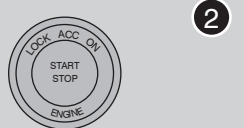
- LED Programming Error Codes**
Module LED flashing RED during programming
- 1x - CAN error, check OBD-II connector
 - 2x - No PTS signal, check connector to PTS button
 - 3x - No immobilizer data, check connector to key port
 - 4x - No PTS signal, check connector to PTS button
 - 5x - No immobilizer data, check connector to key port
 - 6x - No ignition, check connector to OBD-II port
 - 7x - Key error, confirm using only one key through process
 - 8x - VIN error, confirm Weblink vehicle entry



OBD-II Connector



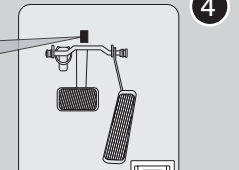
PTS Button



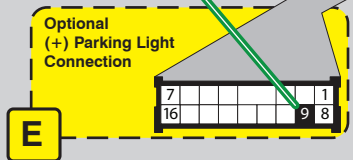
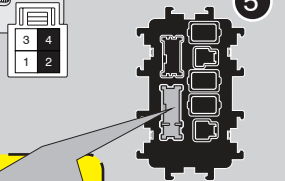
Keyport Connector



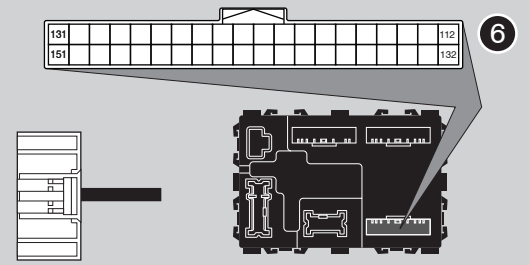
Brake Light Switch



Fuse Box (Rear)



BCM



CARTRIDGE INSTALLATION



1 Slide cartridge into unit. Notice button under LED.

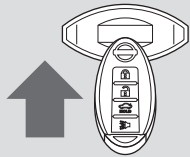
2

Ready for Module Programming Procedure.

MODULE PROGRAMMING PROCEDURE

NOTE

- 1 When programming, only one key fob will be used. The other one must be located at least 10 feet away from the vehicle.



Insert keyfob 1 in keyport.

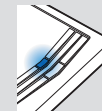


2



DO NOT PRESS BRAKE PEDAL
Push start button twice [2x] to ON position.

3



Wait, LED will turn solid BLUE for 2 seconds.

4



DO NOT PRESS BRAKE PEDAL
Push start button once [1x] to OFF position.

5

Module Programming Procedure completed.

WARNING: READ BEFORE REMOTE STARTING THE VEHICLE

IMPORTANT

- I All vehicle doors must be closed and locked prior to remote start sequence. Failure to comply will result in remote starter malfunction.

TAKE OVER PROCEDURE - PUSH TO START - TO THE VEHICLE OWNER

NOTE

- I All vehicle doors must be closed and locked prior to remote start sequence.



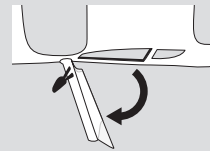
TIME RESTRICTION COMING UP !

1



Unlock vehicle door using OEM or after-market remote, or door request switch.

2



TIME RESTRICTION

Within 45 SECONDS from previous step:

Open vehicle door.
Enter vehicle.
Close vehicle door.

Press and release BRAKE pedal.

3

Take over procedure completed.



Failure to follow procedure will result in vehicle engine shutdown.