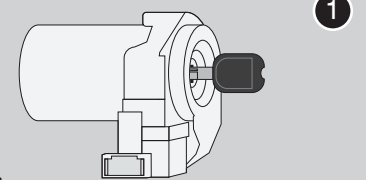


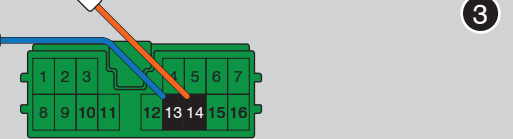
Immobilizer/Key Cylinder



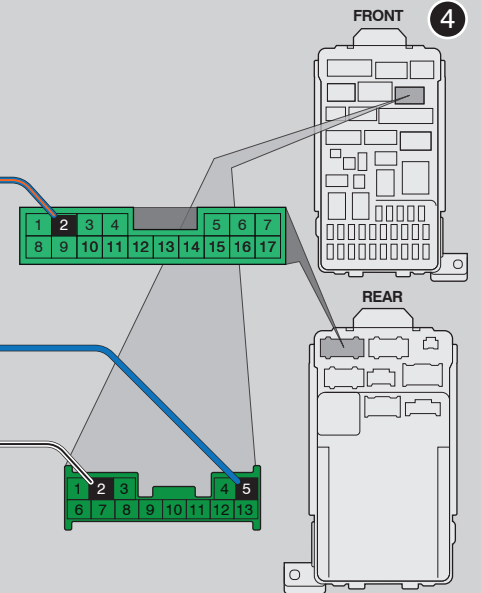
Ignition Switch Harness



16 Pin Connector (ADKP)



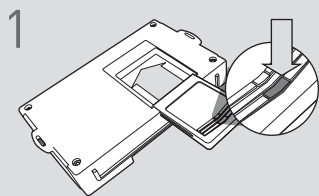
Fuse Box



LED Programming Error Codes

- Module LED flashing RED during programming
- 1x - No SWC (doorlock) activity, check orange wire connection
 - 2x - IMMO error, check connection and harness configuration (jumpers)
 - 3x - Generic error, come on... it's a T-harness :)

CARTRIDGE INSTALLATION

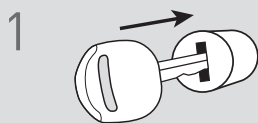


1 Slide cartridge into unit. Notice button under LED.

2

Ready for Module Programming Procedure.

MODULE PROGRAMMING PROCEDURE

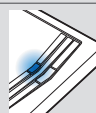


1 Insert key into ignition.



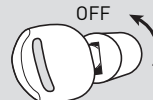
2 Turn key to ON position.

3



3 Wait, LED will turn solid BLUE for 2 seconds.

4



4 Turn key to OFF position.

5

5 Module Programming Procedure completed.